









Facilities & Services

2014 Summary



International container terminals

Tacoma is one of the largest container ports in North America, and a major West Coast gateway for containerized cargo shipping between Asia and major distribution points in the Midwest, Ohio Valley and the East Coast. The Port's container facilities and services include:

	APM Terminals	Husky Terminal	Olympic Container Terminal	Pierce County Terminal	Washington United Terminals	TOTE Terminal
 LAND AREA	135 acres 54.6 ha	93 acres 37.6 ha	54 acres 21.9 ha	141 acres 57.1 ha	123 acres 439.8 ha	48 acres 19.4 ha
 SHIP BERTHS	2 2,200 total ft 671 total m	2 2,700 total ft 823 total m	1 1,100 ft 335 m	2 2,087 total ft 636 total m	2 2,600 total ft 792.5 total m	3 RO / RO ramps
 CRANES	4 x 18-wide 1 x 14-wide	1 x 18-wide 1 x 17-wide 2 x 16-wide	3 x 15.5-wide 1 x 14-wide	7 x 23-wide	4 x 18-wide 2 x 24-wide	RO / RO operation
 TRUCK LANES	8/6 Inbound / outbound	7/4 Inbound / outbound	5/2 Inbound / outbound	10/6 Inbound / outbound	9/4/2 Inbound / outbound / reversible	5/4 Inbound / outbound
 SCALES	6	6/1 Inbound / outbound	2	6	9	4
 REEFER PLUGS	875	600	300	764	750 + auxillary	140
 SHIPPING LINES	Horizon Lines	COSCO, Hanjin, "K" Line, MOL Yang Ming	COSCO, Hanjin, "K" Line, Yang Ming	Evergreen Line	ANL, APL, Hamburg Sud, Hapag-Lloyd, Hyundai, MOL, NYK Line, OOCL, U.S. Lines, ZIM	Totem Ocean Trailer Express
 RAIL RAMPS	South Intermodal Yard (Near-dock)	North Intermodal Yard (On-dock)	North Intermodal Yard (On-dock)	Pierce Intermodal Yard (On-dock)	Hyundai Intermodal Yard (On-dock)	Off-dock

Make better connections

Several international carriers and their alliance partners offer weekly service between Tacoma and major load centers in Asia and other ports around the world. Additionally, more than 70 percent of all waterborne commerce shipped from the lower 48 states to Alaska crosses Port of Tacoma docks.

Coupled with four intermodal yards and flexible transload capabilities, the Port's terminals efficiently get your cargo in and out of the Port facility.

14

International container carriers

14 international container carriers provide regular weekly service to key markets in Asia, Europe, Central & South America and Oceania

10

Liner services

Ten liner services (nine weekly, one fortnightly) connecting Tacoma and your cargo with 49 international ports of call

2

Domestic carriers

Two domestic carriers offering twice weekly sailings to Alaska and Hawaii

Non-containerized cargo

If you ship it, we can handle it. In addition to containerized cargo, the Port of Tacoma is also a major West Coast center for breakbulk and RO/RO cargo, logs, grain and auto processing.



Breakbulk and project cargo

East Blair One Terminal (EB-1), a new near-rail, deep-water terminal (-51 ft, -15.5 m MLLW), is uniquely equipped for breakbulk and heavy-lift cargo. The 22-acre (8.9 ha) facility is lighted, fenced and features a 1,200-foot (366m) pier. The wharf is rated for 1,000 PSF, except for a 120' x 119' heavy-lift pad rated at 2,000 PSF. WWL and World Logistics Service regularly call at the terminal.

Terminal 7 (A/B/C) is a 12-acre (4.9 ha) facility offering a total of 1,800 feet (549 m) of berth space. Adjacent to the terminal is a 100,000-square-foot warehouse for cargo storage.



Logs

Bulk log exports are handled at the West Hylebos Log Facility. Operated by TPT, the 16-acre (6.5 ha) terminal has a water depth of -35 to -37 feet (-10 m, -12 m MLLW) and is equipped with one 1,000-foot (305 m) berth.



Autos

Autos are offloaded at two separate facilities. The 147-acre state-of-the-art Marshall Avenue Auto Facility features a dedicated overpass from the Blair Auto Dock, a 600-foot (183 m) berth on the Blair Waterway. BNSF Railway and the Union Pacific Railroad provide direct rail service. Terminal 7 serves as a secondary location for auto discharge. Auto Warehousing Company is the Port's automobile processor.






Grain terminal

Corn, soybeans and other grains are exported from the Port's grain terminal. The 11-acre (4.5 ha) facility is leased and operated by TEMCO, a joint venture of Cargill and CHS, which are two of the world's leading exporters of agricultural commodities. The terminal is served by BNSF Railway.

Rail service

The Port of Tacoma is served by both the BNSF Railway and Union Pacific Railroad. In addition, Tacoma Rail—a division of Tacoma Public Utilities—provides terminal and switching services in the Port industrial area.

	North Intermodal Yard	South Intermodal Yard	Pierce County Intermodal Yard	Hyundai Intermodal Yard
 LAND AREA	26 acres 10.5 ha	17.8 acres 7.2 ha	25.2 acres 10.1 ha	35 acres 14.1 ha
 TRACK LENGTH	22,790 feet 6,947 m	8,645 feet 2,635 m	23,544 feet 7,176 m	16,864 feet 5,140 m
 DOUBLESTACK CAPACITY*	76 cars	80 cars	72 cars	52 cars

* Capacity figures represent doublestack cars on the ramp, based on using 5 wells.

Competitive transit times

Early fifth-morning service to key Midwest and Ohio Valley markets via BNSF Railway and the Union Pacific Railroad.

Regular departures

42 departures from the Port of Tacoma every week means scheduling service just got easier. Trains of containerized cargo and automobiles allow for regular departures of less-than-unit trains.

Domestic rail service

Union Pacific Railroad offers fast and convenient domestic rail via the Tacoma South Intermodal Facility (TacSim). The 25-acre (10.1 ha) near-dock facility serves customers 24/7 with an average truck turn time of less than ten minutes. Service is also available via BNSF Railway's South Seattle Gateway (SSG) intermodal facility.

Short-haul rail service

Make port-to-port moves easy. Regional short-haul rail service between Tacoma and Portland is available from Northwest Container Service on the Union Pacific Railroad, giving you added flexibility and more service options while converting over 25,000 annual road trips to efficient rail service.

Real estate

We've got room for you. As an economic engine for the region, the Port of Tacoma works hard to help maritime-related and other industrial businesses grow—and has the space for them to do so.

- 2,725 acres of Port-owned land
- Developed and undeveloped property for both water-dependent and non-water dependent uses. Sites near ocean terminals available for lease.
- Zoned for port maritime industrial use only. Properties are available for manufacturing, distribution, warehousing and related uses.
- Adjacent to Interstate-5 (N-S) with connections to major transportation corridors (SR-18, SR-16, SR-167, SR-512)
- FTZ #86 encompasses the Port of Tacoma and the rest of Pierce County. Alternative Site Framework (ASF) status allows for quick and easy FTZ site designation and activation
- Competitive lease rates less than the regional average for prime property located near-port activities
- Access to state and local financing, tax incentives, workforce training, and recruitment programs to support start-ups or relocations

Logistics and transportation services

Use the Port's network of service providers to get your products to market quickly, efficiently and at a competitive cost. We offer:

20+ **Transload & cross-dock facilities**
More than 20 transload and cross-dock facilities with the Port industrial area, nearly 50 within the South Puget Sound

2 **Customs exam stations**
Multiple locations in the Port industrial area approved for on-site USDA and FDA inspections



Heavy-haul corridor
Designated heavy-haul corridor for efficient movement of overweight cargo between terminals and logistics facilities



Cold storage facilities
Four privately-owned and operated cold storage facilities (Konoike Pacific, Lineage Logistics, Americold, Apex Cold Storage) are just minutes from Port terminals



Container fumigation
Container fumigation service provider located within the Port industrial area



Port of Tacoma

Your success is our priority

As a major U.S. West Coast seaport, and one of the nation's top 10 container ports, the Port of Tacoma combines strategic location with a focus on efficiency, reliability and customer service. We know that our customers' success is also ours.

Located in the northwest corner of the U.S., Tacoma offers one of the shortest transits between Asia and the U.S. West Coast. The Port also features a naturally deep-water harbor, making it ideally suited to meet the growing needs of Pacific Rim trade. And we handle a wide range of cargo, including containers, breakbulk, project/heavy-lift cargoes and automobiles.

Make our competitive advantage yours:



Hassle-free connections

On- and near-dock rail plus major highways within minutes of the port keep your cargo on the move.



Room to grow

Port-owned property near port terminals for development of shipping terminals, warehousing and more.



Deep-water terminals

Our container terminals, equipped with modern cargo-handling facilities and equipment, can handle big ships.



Skilled labor

A highly-productive longshore labor force that gets your cargo in and out quickly and efficiently.



Customer-focused service

Highly skilled and with a passion for the industry, Port staff are ready to help with any of your shipping and transportation needs.

Land and facilities summary

Key features

Land ownership

2,725 acres (1,103 ha) in Pierce County, Washington

Container terminals

Six terminals, 10 deep-water berths and 26 container cranes (25 post-Panamax)

Breakbulk terminals

Two terminals, four deep-water berths

Depth of waterways

-51 feet MLLW (-15.5 m MLLW)

Intermodal rail facilities

Three on-dock intermodal yards

- North Intermodal Yard, 26 acres (10.5 ha)
- Pierce County Intermodal Yard, 25.2 acres (10.1 ha)
- Hyundai Intermodal Yard, 35 acres (14.1 ha)

One near-dock intermodal yard

- South Intermodal Yard, 17.8 acres (7.2 ha)

Services



Rail service

BNSF Railway and Union Pacific Railroad provide fast transcontinental service. Tacoma Rail provides shortline, terminal and switching services.



Motor freight service

More than 400 trucking lines service the Port of Tacoma. Interstate 5 and State Route 509 are adjacent to Port terminals; Interstate 90 is just 30 miles (48 km) north via Interstate 5 and State Route 18.



Air freight service

The port is served by more than 40 air freight forwarders and located just 23 miles (37 km) away from Seattle-Tacoma International Airport (30 minutes travel time from Port terminals).



Ocean Transport Intermediaries (OTIs)

A wide range of freight forwarders, customs house brokers and non-vessel operating common carriers (NVOCCs) offer competitive service and rates for customs brokerage, value-added services, and ocean, rail and truck transportation.



Intermodal Marketing Companies (IMCs)

IMCs can assist with booking domestic cargo on the railroads and can help coordinate the rail rate with a truck rate at origin and destination. Local IMCs may also coordinate transload to and from international containers. Most IMCs also have truck brokerage capabilities.

Contact the Port of Tacoma for assistance finding a service provider.

Port of Tacoma points of contact

Commercial Business Unit

Tong Zhu
Chief Commercial Officer
Tel: 253-428-8650
Email: tzhu@portoftacoma.com

Non-container Business Unit (Breakbulk & Autos)

Larry St. Clair
Director, Business Development
Tel: 253-592-6791
Email: lstclair@portoftacoma.com

Intermodal Business Unit

Mike Reilly
Director, Business Development
Tel: 253-383-9418
Email: mreilly@portoftacoma.com

International Marketing/Asia Offices

Akira Tatara, Director, Asia
Nogizaka Business Court
1-20-2 Minami Aoyama
Minato-ku, Tokyo 107-0062 Japan
Tel/Fax: 011-81-3-3478-1198
Email: atatara@portoftacoma.com

Container Business Unit

Tom Bellerud
Director, Business Development
Tel: 253-383-9405
Email: tbellerud@portoftacoma.com

Real Estate Business Unit

Scott Francis
Director, Real Estate
Tel: 253-383-9407
Email: sfrancis@portoftacoma.com

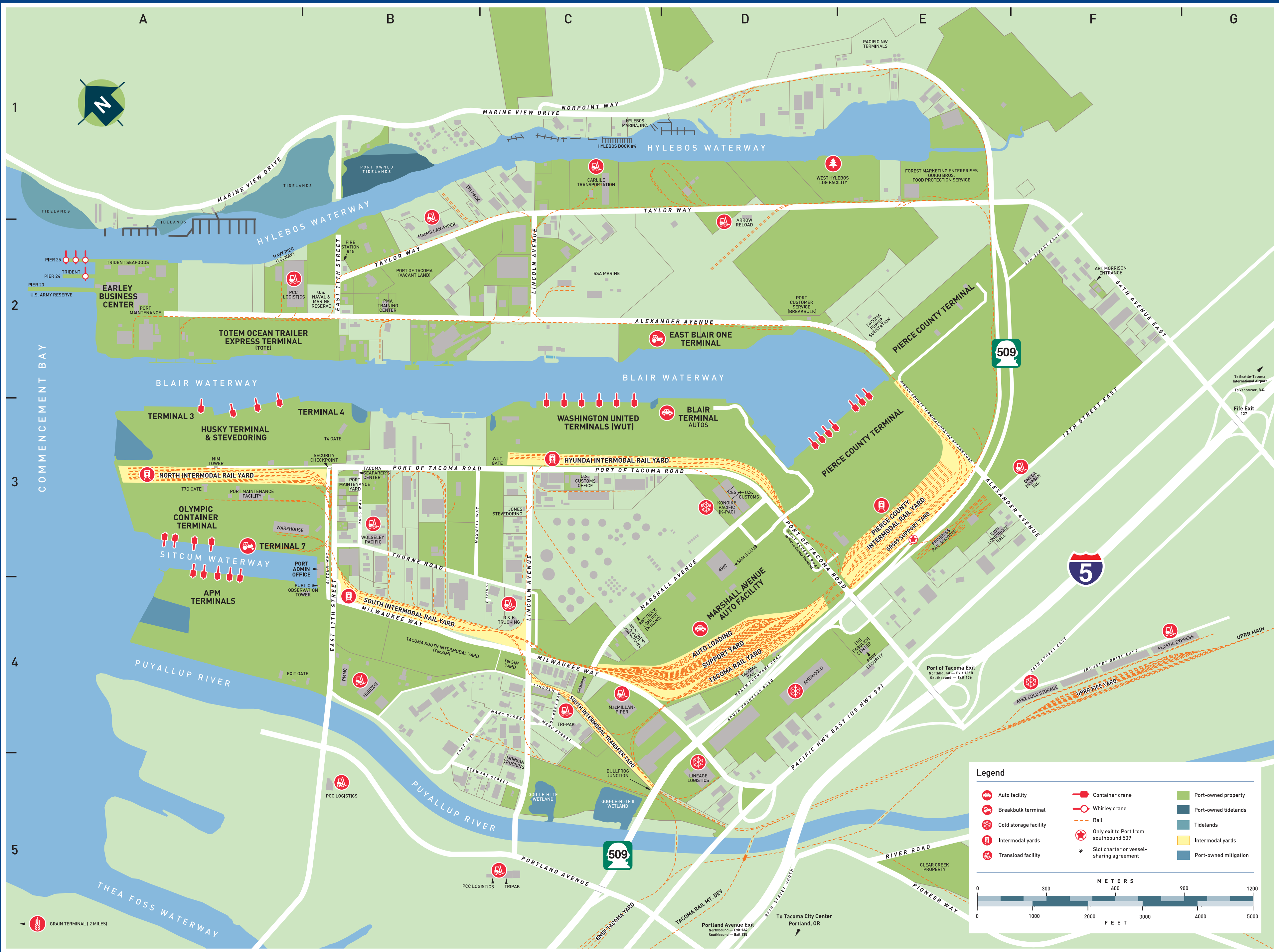
BCO/NVO Customer Inquiries

Sue Coffey
Sr. Manager, Business Development
Tel: 908-273-3366
Email: scoffey@portoftacoma.com



People. Partnership. Performance.

P.O. Box 1837
Tacoma, WA 98401-1837
www.portoftacoma.com



Ocean routes



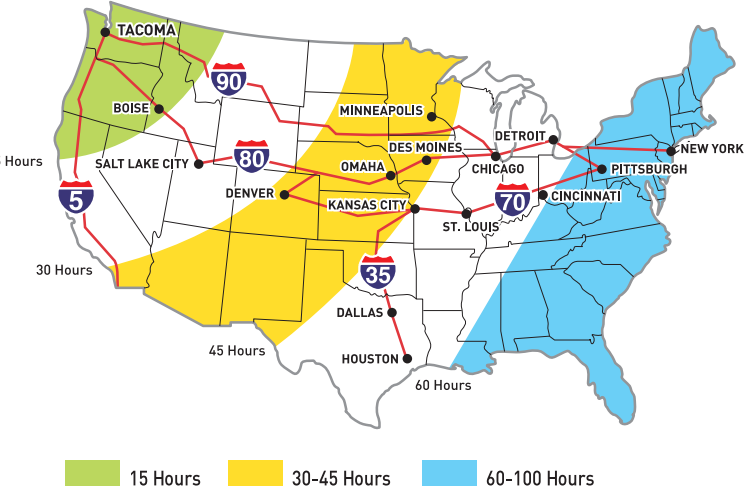
Interstate highways



Rail transit times



Highway transit times



Land use

APL	C3	Olympic Container Terminal	A3
Apex Cold Storage	F4	OOCL	C3
Americold	D4	PCC Logistics	A2, B5, C5 (3)
Arrow Reload	D2	PMA Training Center	B2
APM Terminals	A4	Pacific NW Terminals	E1
Bullfrog Junction	C5	Pacific Railroad Services (PRS)	
Carlisle Transportation	C1	Piers 23, 24, 25	A2
COSCO	A3	Pierce County Intermodal Yard (PIM)	E3
Customer Service (Breakbulk)	D2	Pierce County Terminal	D3, E2, E3
Earley Business Center	A2	Port Administration Building	B3
Fire Training Center (Tacoma)	C4	Public Observation Tower	B3
Food Protection Services (FPS)	E1	SSA Marine	C2, C4
Hanjin Shipping Co	A4	South Intermodal Yard (SIM)	B4
Hamburg Sud	C3	South Intermodal Transfer Yard	B4
Hapag-Lloyd	C3	Tacoma Rail Yard	D4
Horizon Lines	A4, B4	Tacoma Seafarer's Center	B3
Husky Terminal	A4	Tacoma Power Substation	E2
Hylebos Marina, Inc.	C1	Terminal 3 & 4	A3, B3
Hyundai Intermodal Yard (HIM)	C3	Terminal 7	A3
Hyundai Merchant Marine	C3	Totem Ocean Trailer Express (TOTE)	A2
ILWU Local 23 Longshore Hall	E3	Trident Seafoods	A2
Jones Stevedoring	C3	Tri-Pak	C5
"K" Line	A3	U.S. Customs Exam Station	D3
Konoike Pacific (K-Pac)	D3	U.S. Customs Office	D3
Lineage Logistics	D5	U.S. Naval & Marine Corps Reserve	B2
MOI	C3	Wallenius Wilhelmsen Industrial (Tacoma)	E2
MacMillan Piper	B2, C4 (2)	Wallenius Wilhelmsen Logistics	D2
Marshall Ave. Auto Facility	C3, D3, E4	Walseley Pacific	B3
Morgan Trucking	C5	World Logistics Service	D2
North Intermodal Yard (NIM)	A3	Yang Ming Line	A3
Northwest Container Services	B2	ZIM Integrated Shipping Services	C3
NYK Line	C3		



www.portoftacoma.com

Land ownership

2,725 ACRES (1,103 HA) IN PIERCE COUNTY, WASHINGTON

Room to grow

The Port of Tacoma has hundreds of acres of available land to meet the growth needs of new customers, cargoes and industrial activities.

Foreign Trade Zone (FTZ #86)

FTZ #86 encompasses the Port of Tacoma industrial area and the rest of Pierce County.

Cargo facilities

6 CONTAINER TERMINALS

26 CONTAINER CRANES (25 POST-PANAMAX)

10 DEEP WATER BERTHS -51 FT (-15.5 M) MLLW

2 BREAKBULK AND PROJECT CARGO TERMINALS

1 GRAIN TERMINAL

Rail facilities

3 ON-DOCK INTERMODAL YARDS

North Intermodal Yard

26 acres (10.5 ha)

Pierce County Intermodal Yard

25.2 acres (10.1 ha)

Hyundai Intermodal Yard

35 acres (14.1 ha)

1 NEAR-DOCK INTERMODAL YARD

South Intermodal Yard

17.8 acres (7.2 ha)

Auto facilities

147 ACRES (1,103 HA)

The state-of-the-art **Marshall Avenue Auto Facility** features a dedicated overpass from the Blair Auto Dock—a 1,200-foot (366 m) berth on the Blair Waterway.

The Auto Facility is directly served by BNSF Railway and Union Pacific Railroad.

Transload facilities

20 TRANSLOAD FACILITIES LOCATED WITHIN THREE MILES OF THE PORT

2.1 MILLION SQUARE FEET OF STORAGE SPACE WITHIN THE SAME THREE MILES

40+ TRANSLOAD FACILITIES LOCATED WITHIN 20 MILES OF THE PORT